

# **The \$20,000 Blog Post**

**By Mark Thompson**

**December 11<sup>th</sup> 2007**

**Edited 1st November 2008**

## **Part 1**

### **Introduction**

When I first released this report I had made just around \$6000 from the 2 articles and blog post. Over time this has grown to just over \$20,000 in the past year.

It has also spurred me on to create [Wordpress Goldmine](#) which follows on from where this report ends. For this Christmas I have set up a special Wordpress goldmine forum where I am personally coaching members and helping them to replicate my success last year. It's no exaggeration to say that the 2 articles I wrote and the

[Get Wordpress Goldmine Now](#)

blog post changed my life. Hopefully this year [Wordpress Goldmine](#) can help to change yours.

Right back to the report...

My name is Mark Thompson at the time I initially wrote this report I had been working online for just over 2 years. I didn't have the luxury of being able to work a day job and learn all about creating an online income in the evening and weekends. For me it was a case of having no income and needing to make an income quickly.

I initially turned to AdSense and once I had made a good income from that I then turned my attention to other areas of online marketing. Every time I target a new income stream I try to introduce factors that have worked for me in the past. I have found that this usually reduces the time it takes for me to start making a profit. I use very few software tools as I believe that your own brain is the best tool you can get, and those I do use have proved their value time and time again.

I don't want to turn this into a guide that seems to have hundreds of affiliate links as this is not what this guide is about. You'll find just 1 or 2 affiliate links in the document and these are for tools I use on a daily basis and I believe are key to my success.

On November 21<sup>st</sup> 2007 I made a post to one of my Wordpress blogs. Today is December 10<sup>th</sup> 2007 and that post has made me over \$6000. I've done that without a list and without spending money on PPC. The blog I made the post on averaged 80 visitors per day in October, Today it's averaging 818 unique visitors per day. I didn't buy traffic and I didn't spend hours working on it. In fact up to this moment I haven't spent more than 90 minutes generating this income.

You may read this and think that it was just luck that helped me make this money. I might be tempted to agree with you but I find that the harder I work the luckier I get. The fact is that anyone

[Get Wordpress Goldmine Now](#)

could have made the income. It's all a matter of targeting the right markets and knowing exactly what the purchasers like.

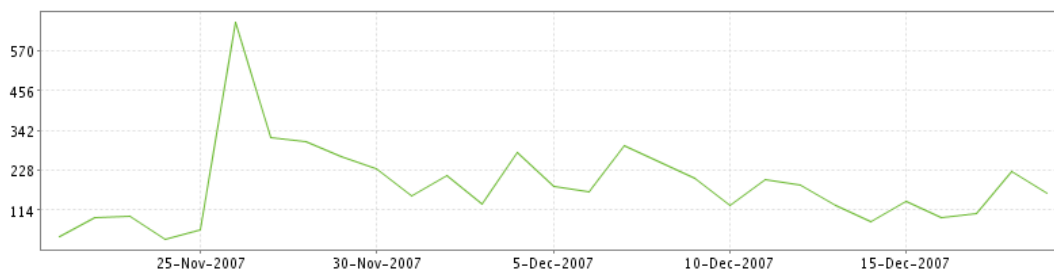
Below you'll find a screenshot from my commission junction account 30 days last November and December. I live in Spain so the currency used is the Euro (€) At the time the €1 was worth about \$1.47 so if you add about an extra 50% to the figures below you'll get a good idea of what the values are. The total numbers of sales showing in this shot are over \$62,000 giving me around \$7,400 in commission.

After the screen shot was taken the sales continued at around \$200-\$300 into the first Week January and then slowed to about \$100 for most of January and February. I really don't have an explanation for this! I would have thought that the income would have dropped. The only thing I can think of that's makes sense is that people sold unwanted gifts on eBay.

The interesting thing to note from the graph is that the vendor ran out of stock on December 1st but you'll see from the graph that my sales actually rose slightly after that. While other vendors were cursing their luck I was cleaning up because I switched all my affiliate links.

#### Monthly Performance Trend

Trend By  for Last 30 Days



[Get Wordpress Goldmine Now](#)

This report is divided into 2 parts Part 1 deals with how I created the income and what I did to maintain it in when the product was out of stock. In part 2 I go into much more details about the type of articles I wrote, how I used web2.0 to promote the blog post and articles. Part 2 will also contain part of a free report I wrote for the members of the Income Academy my private members site.

## **Getting Started**

Rather than join the hordes of other people trying to sell Clickbank products I made a conscious decision to focus on the physical goods market. There have been a number of reports released in recent months estimating the size of the market for global Affiliate sales.

Have a look at these figures and notice how the figure is going to almost double every year until 2010.

2005 - \$6Billion

2006 - \$10Billion

2007 - \$20Billion

2010 - \$80Billion

Commission Junction has said that of the almost 50,000 registered Affiliates 4%-5% account for 95% of sales. Now no matter how you look at it that is a huge pie and there are very few big players. Think about this next time you are tempted to compete with several hundred Clickbank affiliates for a sale.

On the evening of 21<sup>st</sup> of November I received a press release from a vendor that I had signed up with, in the email they revealed that they had a product that was going to be featured in Oprah's Favourite Things program. In the same email it was revealed that they were also releasing a product that was scheduled for release in March early in time in time for Christmas.

It was obvious that it would be difficult to rank well for the product that was being featured on Oprah at such short notice. However a quick check of Google revealed that there were no listings for the new product. I immediately wrote a blog post with the product as the keyword and included a picture of it from the vendor's site along with my affiliate link.

I did this just before I headed off to bed and made a note to create an article and do some marketing the next day. Let's go forward to the next day and my complete shock when I logged in and found that I had already made around \$200 worth of sales. Let me say that again, within 12 hours of making the blog post the post had been indexed and had resulted in sales. At this point I was the only site indexed in Google.

The point here is that press releases go out to Newspapers Magazines, radio stations and TV stations. People obviously heard about the product or read about it and decided to Search online.

At this point I knew I was onto a winner. I immediately wrote an article and distributed unique copies to a large number of article directories and blogs. (Actually to be totally honest my wife wrote the article something she does very well). To distribute unique copies I use a tool called [Unique Article Wizard \(UAW\)](#). This also provided me with unique articles which I could post to Social Media Sites such as Hubpages and Gather. I also posted a unique copy of the article to Ezinearticles.

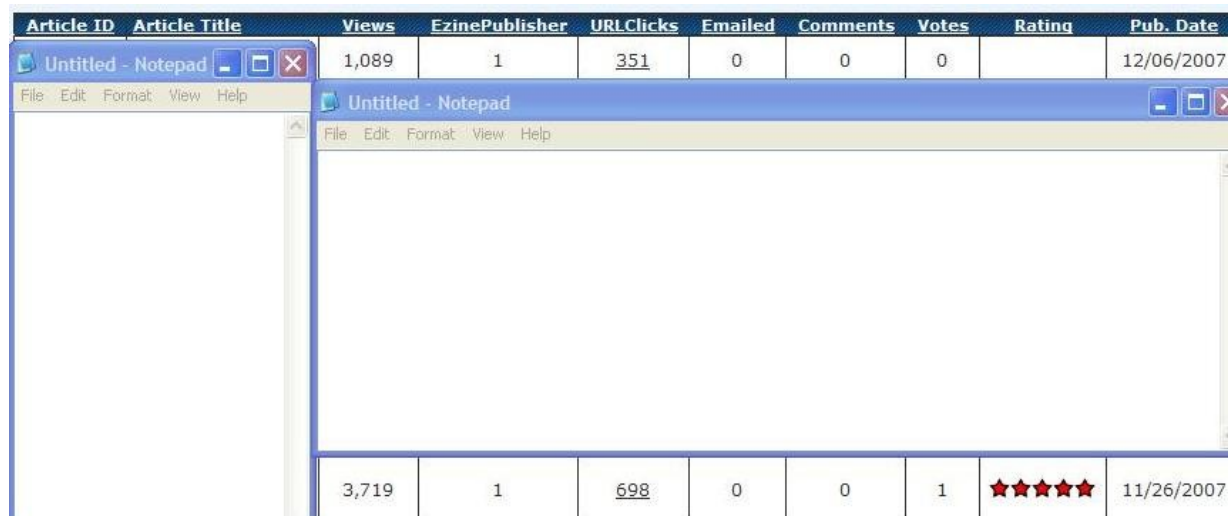
In the graphic below have a look at the article stats shown at the bottom with the 5 red stars. We'll have a look at the top set of stats a little later. Apologies for blanking out the details but it is necessary to protect the product I am selling.

From the Stats you'll see that the article was approved on the 26/11/2007 (I'd hate to think how much the 4 day delay in approving the article cost me!!)

Since then it has had 3719 views and 698 people have clicked on the links. This is just under 19% CTR. I usually like to get a CTR of

[Get Wordpress Goldmine Now](#)

around 20-30% so I maybe should have done a bit better. However in my defence it was running at 25% for a long time.



The image shows a screenshot of a Notepad window with a table of article statistics. The table has the following columns: Article ID, Article Title, Views, EzinePublisher, URLLClicks, Emailed, Comments, Votes, Rating, and Pub. Date. The first row shows 1,089 views, 1 publisher, 351 clicks, 0 emails, 0 comments, 0 votes, and a rating of 12/06/2007. The second row shows 3,719 views, 1 publisher, 698 clicks, 0 emails, 0 comments, 1 vote, a 5-star rating, and a publication date of 11/26/2007.

Article ID	Article Title	Views	EzinePublisher	URLClicks	Emailed	Comments	Votes	Rating	Pub. Date
		1,089	1	351	0	0	0		12/06/2007
		3,719	1	698	0	0	1	★★★★★	11/26/2007

A different version of the same Article was turned into a hub at Hubpages and to date that has had 1915 views. So you can see that with the right article written in the right way (more about that later) it is possible to generate a lot of traffic.

The added advantage of having multiple articles distributed was that for the first week I pretty much had the first page of Google to myself as it took the major sites a while to get their sites updated. Sometimes it's good to be a 1 man business!

The key thing about this first article was that it told everyone who read it that this Product was going to be the big hit of this Christmas. It was a hot product and everyone was going to want it.

Even now 3 weeks later I have around 6 of the top 10 rankings in Google although now Google is now showing 19,500 results for the product. Many of the top 100 sites are article directories which are hosting my article. Once again this is not something the major sites seem to do so article marketing gives you a huge advantage over them.

[Get Wordpress Goldmine Now](#)

There were two aspects of my marketing which were crucial to my success, Article marketing and making use of Social Bookmarking sites. In a later Chapter we'll look at how that came together in a bit more depth.

One key point that often gets overlooked by people used to marketing digital products is that you have to do the selling! Click on a link to a Clickbank product and you go to the sales page, click on a link for a physical product and you go to the vendors shopping cart. You had better have sold the product before then!!!

### **Things To Note:**

- Sign up for Press Releases from Vendors
- Target new products. It is easier to dominate Google
- Physical products have a bigger and less saturated market
- **Sell the product in the Article and Blog post.**

## **The Products**

Hopefully by now you'll be thinking that you would like to try selling physical products. There are many types of products you could that you could focus on but rather than target a wide range it is much easier to target a market that you know or that you could get to know.

A lot of products tend to be seasonal this is not really a problem as you need to look at this as a long term venture. You could create a site now that you are positioning for next Christmas or next summer. By choosing the right products you'll make steady sales throughout the year with peaks at various times.

An example of this would be solar garden fountains, you would probably sell lots of these in spring and summer very few in

September and October but you would probably see a spike around Christmas. Of course for the Fall and Winter you would be focusing on indoor fountains and table fountains.

Many products will sell all the year around and have the potential of repeat buyers over many years. You should choose your niches wisely and not aim for a market that is too saturated to start with. Of course a year or two down the line if you promote your site correctly you will be positioned to take on any niche in a market.

For an example you could focus on golf clubs, now obviously it would be pointless trying to compete for the keyword "Golf Clubs" but you could find that by selecting a smaller niche within the "Golf Club" Niche you could grab a good slice of the market. Normally I would spend an hour or two selecting a niche but for the purposes of this guide I've had a quick look at the "Golf Club Niche"

I've noticed that the keyword phrase Golf Putters has 16,000 searches per month and 32,000 competing pages. But to take it to an even tighter niche "ping g2i putter" has 450 searches per month and 3,200 competing pages and "wilson 8802 putter" has 210 searches a month and 1190 competing pages.

If I was going to set up a site selling golf clubs as an affiliate I may well focus on putters. I would soon get to learn all about the different types of putter and could set up my site with different sections for each type of putter.

I would also ensure that I was signed up for all the press releases and emails the company sends out so that when they decide to announce to the world that Tiger Woods has been signed to use their brand new "Tigers Eye Putter" I would have a post on my blog within 10 minutes and be on my way to dominating that market for a few weeks.

One other great thing that physical products have over e-books and digital products is that people buy in quantity. I had one guy follow my link for a \$140 product and then go onto spend over \$2000 in

the store resulting in \$200 commission for me. I bet that hasn't happened to many Clickbank affiliates.

You can find products on lots of affiliate sites such as Commission Junction, Shareasale and Kolimbo to name just 3. However I would advise restraint and try to stick to just one or 2 as it will make tracking sales and more importantly payments easier and you may be able to negotiate a better commission rate once you start to earn a good amount of money.

If you live outside the United States it's worthwhile to make sure that the company does direct deposits to your bank account. This will save a lot of time in receiving payments to your account. It takes a month for a cheque from Clickbank to clear for me and 3 days for a Commission junction payment.

Since writing the section above Clickbank has started to do direct deposits to banks around the world. Another change is that I no longer use commission junction. I found that many of the vendors I was using were moving to other platforms. There was also a stage where some of the vendors I used were suspended from CJ for a few days and then reinstated. This was possibly due to the deposits they had at CJ being reduced to a low level and CJ taking precautions.

It was great that they protect us publishers but it means that you need to keep changing links.

This Christmas I have switched to using Amazon as my main vendor, commissions are lower but people generally don't buy just 1 item. They may go into buy a specific product but they will end up buying 4 or 5 gifts so your commission is actually higher than it would be,

## **Notes**

- Look for Micro Niches

- Don't worry if a product is seasonal many have peaks throughout the Year
- Stick with 1 Affiliate company if possible

## The Platform

You will have noticed that I have mentioned the blog a few times where I posted the details of the product. I now use Wordpress for almost everything, at one point I would set up a blog and a HTML site, but now I am almost 100% Wordpress centred.

The blog also plays a large part in what I call "The Aftermath" which I'll cover in the next chapter.

If you are having problems making a store like the one below appear in wordpress you can take the option of creating a html page and uploading it to your website where you blog is hosted and then linking it from within the blog. I very rarely have to do this but if I do I find Kompozer, which is a html website builder to be very useful. It's also free.

The following piece of code is from a site called [Goldencan](#)

```
<!-- GoldenCAN Store Integration Code Start -->  
<script type="text/javascript" language="javascript"  
  src="http://si.goldencan.com/mstore.aspx?SID=30B95596-73B7-  
44A6-BEDA-2E3B288F59E7">  
</script>
```

[Get Wordpress Goldmine Now](#)






<!-- GoldenCAN Store Integration Code End -->

If you place that on a site it will display the following

**Browse Brands:**





- [All Brands](#)
- [Acme Automotive](#)
- [Altrade](#)
- [Altraco](#)
- [Eclipse](#)
- [Hyde](#)
- [Kapro](#)
- [Robotoolz](#)
- [Ryobi](#)
- [Simpson Strong Tie](#)
- [Skil](#)
- [Stack-On Toolboxes](#)

[1](#) [2](#) [3](#) [4](#) [5](#) [6](#) [7](#) [8](#) [9](#) [10](#) [11](#) [12](#) [13](#) [14](#) [15](#) [Next >>](#)

	<p><b><a href="#">Bondhus 11332 Set of 8 Ballstar L-Wrenches - Star Tipped</a></b> <b>Mfc:</b> Bondhus "-BallStar tools for star recessed screws require only one insertion, are <b>Price:</b> <del>\$34.99</del> quick fastening from an angle and offer easy access to blind locations. <a href="#">more info ...</a></p>
	<p><b><a href="#">DeWalt DW511 Heavy-Duty 1/2 Variable Speed Reversible Single Speed Hammer Drill, 0-2700 RPM, 6.7 Amps</a></b> <b>Mfc:</b> DeWalt " The DW511 1/2" hammer drill/drill is useful for wood, steel and <b>Price:</b> <del>\$114.99</del> masonry applications. The tool is equipped with a powerful 6.7 Amp motor <a href="#">more info ...</a></p>
	<p><b><a href="#">Eclipse 400-027 Walkie-Talkie LAN Tester Kit</a></b> <b>Mfc:</b> Eclipse "Eclipse 400-027 is a Walkie-Talkie LAN Tester Kit. The innovative <b>Price:</b> <del>\$34.99</del> designed Walkie-Talkie LAN Cable Tester provides ""Direct-Communicat <a href="#">more info ...</a></p>
	<p><b><a href="#">Milwaukee 6370-20 8 Metal Cutting Saw</a></b> <b>Mfc:</b> Milwaukee "Dry-cut technology provides faster, cleaner, more affordable metal <b>Price:</b> <del>\$278.99</del> cuttingThe 6370 shears the metal, producing a virtually spark-free wake and c <a href="#">more info ...</a></p>
	<p><b><a href="#">Milwaukee 6018-6 5 Random Orbit PSA Sander w/Dust Bag</a></b></p>

It is very easy to customize the store to just show a particular type of product or even just a single brand of products. All the items in the 2 screen shots are from Tool King. Clicking on the title or the "more info..." link will take the customer directly to the Tool king

site and any sales will be credited to you.

	<b>Mfc:</b> Chicago Pneumatic <b>Price:</b> \$59.99	" -Easy speed control throughout range. Maximum rundown speed of 220 rpm -Extended length - designed for greater reach in confined areas -Comp <a href="#">more info</a> ...
	<b>Mfc:</b> Campbell Hausfeld <b>Price:</b> \$91.99	"-The PL1548, 1/2"" ratchet is designed to remove fasteners up to 1/2"" diameter. At 90 ft-lbs. of torque and 150 rpms, this <a href="#">more info</a> ...
	<b>Mfc:</b> Campbell Hausfeld <b>Price:</b> \$46.99	"-he PL1501, Professional 3/8"" Air Ratchet is designed for removing and installing spark plugs and different engine parts such as wate <a href="#">more info</a> ...
	<b>Mfc:</b> Porter Cable <b>Price:</b> \$39.99	"Lever throttle for precise control Compact head design allows flexibility in tight areas Ball-type socket retainer General assembly, maintenance <a href="#">more info</a> ...
	<b>Mfc:</b> Chicago Pneumatic <b>Price:</b> \$139.99	"Features a break-through adjustable noise level control, without loss of power.Adjustable noise level - as low as 79 dBAHighest torque available <a href="#">more info</a> ...

Some vendors will provide you with your own data feed of products and code so that you can display their complete store on your site or just selected brands or categories. One example of this is Shoes.com.

Shoes.com are also pretty good as they send out a monthly newsletter with lots of information in it. Below is a section from the November newsletter. It's interesting to see how much the top affiliates are earning but it's even more interesting to see what the top brands are as you could focus on one or 2 of them. They also tell you which new brands they are stocking.

[Get Wordpress Goldmine Now](#)

With Shoes.com this is particularly useful if one of the new brands is something that celebrities might be pictured wearing on a trip to the supermarket or elsewhere where they aren't working. I can guarantee you that if Sarah Jessica Parker is photographed in a pair of Frye Harness boots today or carrying a new type of handbag or wearing a weird hat, no matter how strange they look they will sell out in the next 10 days. The same applies if someone is spotted with a power tool, bicycle or a blue spotted widget. While we are on the subject of press coverage products that feature on infomercials can also be excellent sellers.

Unfortunately not all vendors are as good as Shoes.com at keeping their affiliates informed, however try to develop a relationship with your affiliate services manager at the affiliate company as they can give you lots of help and advice and they often have information that may help you.

Top 5 Affiliate Commissions Oct.

\$20,000

\$14,600

\$11,200

\$9,100

\$8,800

Top 5 Affiliate Commissions YTD

\$130,000

\$78,000

\$70,000

\$64,000

\$57,000

The Top 5 Brands

Adidas

Merrell

Etnies

Naturalizer

Ugg

New Brands

[Get Wordpress Goldmine Now](#)

Flow  
Joseph Abboud  
NoMass  
PF FLYERS  
7 For All Mankind

## **Notes**

- Use the tools available to you
- Try to develop a relationship with your affiliate manager
- Use 2 sites, blogs are for promoting Html sites for selling

## **The Aftermath**

My campaign nearly turned into disaster when I noticed that the company had sold out of the product after about 10 days. Normally you would probably consider this to be the end of the campaign but with a bit of lateral thinking it was possible to turn this around into more profits.

The first thing I did was to create an article about how to find the product. This linked back to my blog where I gave a list of alternative products that were similar.

Another quick look at the ezine articles stats shows that this article was posted on December 6<sup>th</sup>, 4 days ago it's already had 1089 views and 351 clickthroughs a CTR rate of over 30%

Article ID	Article Title	Views	EzinePublisher	URLClicks	Emailed	Comments	Votes	Rating	Pub. Date
		1,089	1	<u>351</u>	0	0	0		12/06/2007
		3,719	1	<u>698</u>	0	0	1	★★★★★	11/26/2007

Part of the secret of the success of this campaign is that the 2 articles I wrote have been responsible for creating a buzz about the product. The first article informed people that this article was hot and was this Christmas's must have item. They may not have believed 1 article but remember by this time I was dominating Google with unique versions of the same article all of which said that the product was hot.

The second article informed people that the product was sold out but not to despair there were things that they could do to secure the product. One of the things I recommended was to look at ebay for the product as there would be quite a few products for sale at a premium. Last night alone I made \$100 from 4 people register at eBay. At the moment due to the premium on these products I actually earn more from a sale on eBay than I do for a straight sale via the vendor!

I use the BayRss plugin on my blog to display the product under the post so the visitors can see what they are looking for.

Another thing I did was to place AdSense on the original posting so that when people went there and found it wasn't available they would try some of the ads to try to find the product.

[Get Wordpress Goldmine Now](#)

The 3 AdSense stats below show my Hubpages page, a static html site and the Blog a total of \$411 in 10 days (screenshot taken at the end of dec 10<sup>th</sup>) The number of impressions alone will demonstrate just how desperate people were to find the product with people on the blog visiting multiple pages.

December 1, 2007 - December 11,  Replace report [CSV](#)

	<u>Page impressions</u>	<u>Clicks</u>	<u>Page CTR</u>	<u>Earnings</u>
	6,084	387	6.36%	\$77.79
	1,792	213	11.89%	\$37.58
	11,035	1,660	15.04%	\$295.67
Totals	18,911	2,260	11.95%	\$411.04
Averages	6,303	753		\$137.01

By writing the second article and adding the options of AdSense, eBay and alternative products to the site I have ensured that what could have been a disaster has been turned into a minor triumph. After all what else can \$250-\$350 per day selling a product that's out of stock be?

#### Notes

- Prepare a strategy for when the product is out of stock
- Create a Buzz with your articles and be prepared to offer alternatives sources
- Use your blog to its maximum potential, ebay plugin. Adsesne etc.
- Make it easy for people to buy.

# Part 2

## Blog Posts

Whenever I set up a blog I make sure that the permalinks are set up to display the name of the post. i.e [www.myblog.com/my-new-post](http://www.myblog.com/my-new-post). I do this by using a custom tag of "%postname%" under the permalink section. If I think that I'll be using a number of posts with the same keyword I'll use "/%post\_id%/ %postname%" which once again will retain the keyword in the title but add a unique post number [www.myblog.com/23/my-new-post](http://www.myblog.com/23/my-new-post).

This type of link is much more attractive than the standard Wordpress type link. [www.myblog.com/?p=123](http://www.myblog.com/?p=123). And I've found it to rank much better.

You will find that a properly set up blog will get indexed in Google very quickly and that will go a long way to increasing your profits.

When making a blog post about a product try to ensure the post title uses the keyword phrase that you expect people to use . For Example "Callaway Big Bertha 3" Also ensure that you use the term throughout the post and that you include a picture. Link the picture using your affiliate link and also give it Alt text using the same phrase.

How long do you think it will take you to get indexed in Google? I usually get my posts indexed in about 6-8 hours on an established blog, this maybe because I always post unique content. If you want a link to your post to appear in Google in around 2 hours or less then use [Clipmarks.com](http://Clipmarks.com) to post your opening paragraph. My record for getting an item in Google is 50 minutes using Clipmarks. You'll find more on this later in the guide.

[Get Wordpress Goldmine Now](#)

## Articles

How do you write your articles?? If you are like most people you will spend 20 minutes on the content and a couple of minutes writing a title and the resource box. STOP This is wrong!!!

**The title is what people will see in Google so you should spend time making it attractive and be sure to feature the Keyword phrase. I did a quick search for Rocket Spanish and The graphic below is what came up. I am not saying these are great headlines and I could have found some much better ones but they are better than “[Today's Teaching Tools for Learning Conversational Spanish](#)”** which is one title I found on ezine articles.

### [What I Hate About Rocket Spanish](#)

If you've ever read some of my articles or looked around my website, you'll know that I love to shower praise on **Rocket Spanish**. It is a great product and I ...  
[ezinearticles.com/?What-I-Hate-About-Rocket-Spanish&id=413562](#) - 38k -  
[Cached](#) - [Similar pages](#)

### [Compare Prices - Rocket Spanish And Similar Learning Programs Reviewed](#)

Compare Prices - **Rocket Spanish** And Similar Learning Programs Reviewed.  
[ezinearticles.com/?Compare-Prices---Rocket-Spanish-And-Similar-Learning-Programs-Reviewed&id=497858](#) -  
42k - [Cached](#) - [Similar pages](#)  
[ [More results from ezinearticles.com](#) ]

The better your title the more people you will get to read your content.

The content should be informative and should tell prospective customers all about the good points of the product. You have got to make people want it. Appeal to their ego. If you are writing about a putter tell them how it will improve their golf, If it's a new watch tell them how it's the hottest watch available and how all their friends

[Get Wordpress Goldmine Now](#)

will envy them. Give them reasons to buy it by the time they have got to the end of the article they should at least be keen to find out more.

I've said this in part 1 but it's worth saying again as it is very important. Unlike with Clickbank products you need to do the selling yourself. If someone clicks through on your Clickbank link they go to a sales page. If they click through on your physical products they get the vendors shopping cart.

Finally we get to the resource box. I will say this only once but it is vitally important DROP THE EGO!!!

Are your resources boxes like this.

"John Smith has been playing golf for twenty years and is considered by some to be an expert golfer. Visit [www.bigego.com/golf](http://www.bigego.com/golf) for more details."

If they are similar to that then you are losing visitors, check out your clickthrough rate at ezine articles is it between 20 and 30%? If it is I apologize and continue doing what you are doing. If not then you need to change your resource box.

Make your new resource box compelling and make people want to find out more.

"Now you have found out why the Callaway Big Blaster is the best driver on the market click the following link to find out how you can save 50% off on the recommended price"

Use anchor text so that they can click on "callaway big blaster"

If we look at the article as a complete sales presentation the Title is the opening, the content is the sales pitch and the resource box is the close. Just like in real life it's the close that separates the ordinary salesmen from the great salesmen.

To demonstrate how much difference a good article can make the following are the stats from 2 articles on the same subject.

Article A 267 views 4 clickthroughs

Article B 290 Views 63 clickthroughs

It doesn't look like much does it, but Article A has been posted to Ezine articles for over a year Article B for less than 1 week.

That's the difference a good article makes!!

The other great benefit of having good quality articles that rank well and drive traffic is that you don't need to spend money on PPC. If you have 5 or 6 of the top 10 rankings in Google you can content yourself by knowing that your rivals are probably spending several hundred dollars to get the same traffic you are getting. Feels good doesn't it!! When it comes down to it the bottom line is profit and if you don't have to pay for ads and manage ad campaigns you have more time and more profit.

#### Notes

- Lose the ego in your resource box
- Your article is a sales pitch.
- Count the extra profit from not using PPC

## **Promotion**

The most important part of any campaign is the promotion of your blog posts and website. The more promotion you do the more traffic you receive and the more income you make. Having said that it need not be a long and laborious chore. I can generally attract

[Get Wordpress Goldmine Now](#)

around 80-100 visitors a day to a new site in under a month and as you have seen in this guide it is possible to attract many more than that with the right post at the right time. The amount of time it takes me to do this is less than 2 hours.

The following part of this guide is taken from a guide to generating Traffic that I wrote for the members of the Income Academy in October. It seems pointless to rewrite it all again as the system I use is the same today as it was then.

Here it is in Full.



THE INCOME ACADEMY PRESENTS

## Traffic Generation

Article Marketing and Web 2.0: A perfect  
Match

Mark Thompson

[Get Wordpress Goldmine Now](#)

10/13/2007

The Following Guide looks at ways in which you can combine Article Marketing with the host of new Social Networking and Social Bookmarking Sites. By combining these in a simple yet effective system you can achieve excellent results in record time.

## **Introduction**

Getting your site indexed and ranking within Google, Yahoo and MSN should be your prime concern when creating a site. You may have built the greatest site ever but if you don't generate traffic then you have wasted your time. Traffic is the key to making money online.

I have had clients who have spent hundreds of dollars on e-books and software which purport to give them a system to create thousands of dollars per month. However very few of these books and programs ever mention anything about how to generate traffic. This guide will show how to generate traffic.

[Get Wordpress Goldmine Now](#)

**Top Secret**

The remainder of this report is available in [Wordpress Goldmine](#).

Get Wordpress Goldmine now and get free access to the Christ Cash Special where from now until Christmas I'll be helping you to sell hundreds of physical products and hopefully surpass my income from last year.



[Get Wordpress Goldmine Now](#)